


Fund Fact Sheet



NEW HAMPSHIRE Public Deposit Investment Pool

INVESTMENT OBJECTIVE: The objective of the Pool is to earn a high rate of return while preserving principal, providing liquidity, and seeking a stable NAV of \$1.00.

INVESTMENT PHILOSOPHY: The Pool's Investment Manager uses a dynamic yet disciplined investment approach to actively respond to changes in market conditions. The objective is to enhance the Pool's return through prudent trading and portfolio restructuring without subjecting the portfolio to unnecessary risk.

The Investment Manager seeks to optimize investment returns through careful analysis of and investment in short-term government securities and other high-quality money market instruments while preserving the safety and liquidity of the underlying principal.

FUND FACTS:

As of July 31, 2019

Current 7-Day Net Yield ¹	2.21%
Weighted Average Maturity ²	48 days
Expense Ratio	0.30%
Fund Rating ³	AAAm by Standard and Poor's

SERVICE PROVIDERS:

Program Administrator and Investment Adviser:
PFM Asset Management LLC

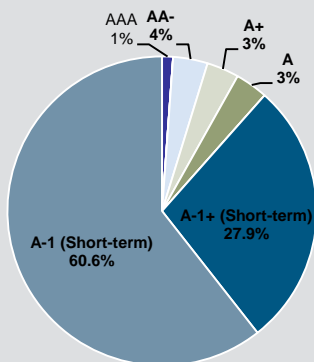
Distributor: PFM Fund Distributors, Inc

Custodian: U.S. Bank, N.A.

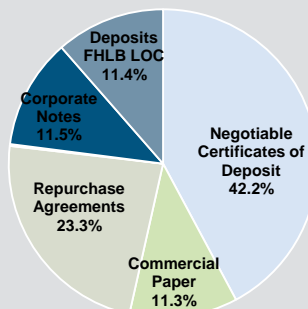
Independent Registered Public Accounting Firm:
RSM US LLP

Fund Diversification as of July 31, 2019

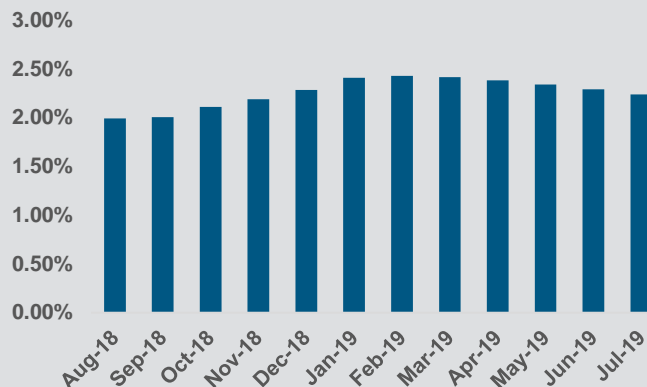
Credit Quality Distribution
(Standard & Poor's Fund Ratings)



Sector Composition



Performance (30-Day Net Yield⁴ %)



¹ Current 7-day net yield, also known as the current annualized yield, represents the net change, exclusive of capital changes and income other than investment income, in the value of a hypothetical account with a balance of one share (normally \$1.00 per share) over a seven-day base period expressed as a percentage of the value of one share at the beginning of the seven-day period. This resulting net change in account value is then annualized by multiplying it by 365 and dividing the result by 7.

² Weighted Average Maturity: Calculated by the final maturity for a security held in the portfolio and the interest rate reset date. This is a way to measure a fund's sensitivity to potential interest rate changes.

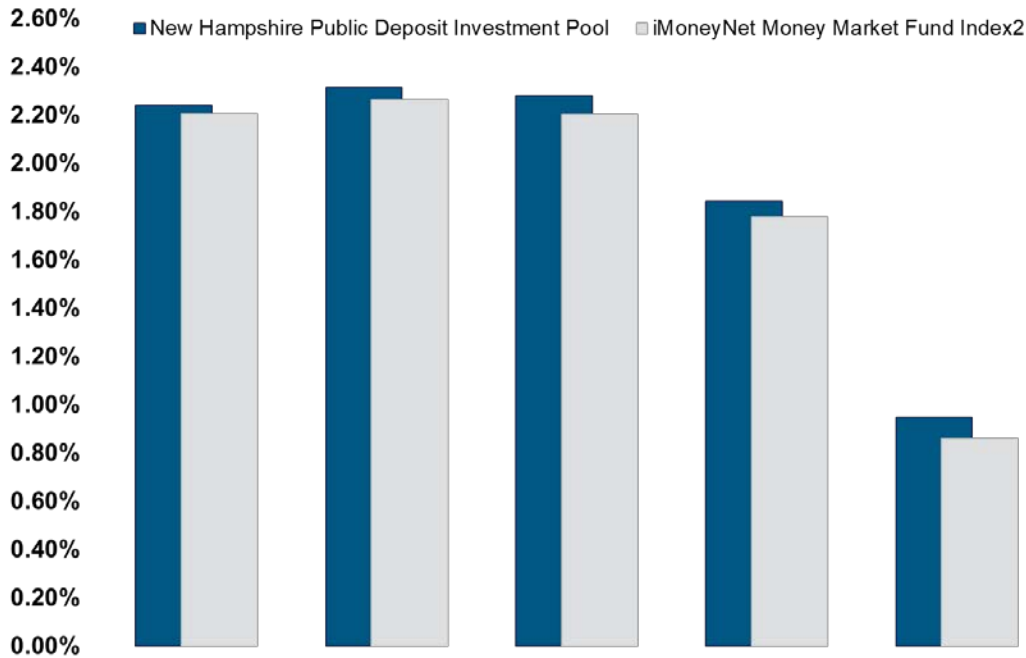
³ Standard & Poor's fund ratings are based on analysis of credit quality, market price exposure, and management. According to Standard & Poor's rating criteria, the AAAm rating signifies excellent safety of investment principal and a superior capacity to maintain a \$1.00 per share net asset value. However, it should be understood that the rating is not a "market" rating nor a recommendation to buy, hold or sell the securities. For a full description on rating methodology, visit Standard & Poor's website (http://www.standardandpoors.com/ratings/en_US/web/guest/home).

⁴ As of the last day of the month. The 30-day yield represents the net change, exclusive of capital changes and income other than investment income, in the value of a hypothetical account with a balance of one share (normally \$1.00 per share) over a thirty-day base period expressed as a percentage of the value of one share at the beginning of the thirty-day period. This resulting net change in account value is then annualized by multiplying it by 365 and dividing the result by 30.

Past performance is no guarantee of future results. Yields will fluctuate as market conditions change. The current fund performance may be higher or lower than that cited.



TRAILING RETURNS¹ As of July 31, 2019



	Month	3-Month	1-Year	2-Year
New Hampshire Public Deposit Investment Pool	2.24%	2.31%	2.28%	1.84%
iMoneyNet Money Market Fund Index ²	2.21%	2.26%	2.20%	1.78%

This material must be preceded or accompanied by an Information Statement. For a current Information Statement, which contains more complete information, please visit www.nhpdip.com/forms-and-documents or call 1-844-464-7347. Before investing, consider the investment objectives, risks, charges and expenses of the Pool carefully. This and other information can be found in the Pool's Information Statement. Read the Information Statement carefully before you invest or send money.

¹ Trailing returns calculated using the 30-day net yield as of the last day of the month. The current 7-day net yield more closely reflects the current earnings of the Pool than the trailing returns. Returns for less than a full calendar year are annualized.

² Source: iMoneyNet First Tier Institutional Money Market Fund Index Average. This index is comprised of funds rated in the top grade that invest in high-quality financial instruments with dollar-weighted average maturities of less than 60 days. It is not possible to invest directly in such an index.

This information is for institutional investor use only, not for further distribution to retail investors, and does not represent an offer to sell or a solicitation of an offer to buy or sell any fund or other security. Investors should consider the Pool's investment objectives, risks, charges and expenses before investing in the Pool. This and other information about the Pool is available in the Pool's current Information Statement, which should be read carefully before investing. A copy of the Pool's Information Statement may be obtained by calling 1-844-464-7347 or is available on the NHPDIP website at www.nhpdip.com. While the Pool seeks to maintain a stable net asset value of \$1.00 per share, it is possible to lose money investing in the Pool. An investment in the Pool is not insured or guaranteed by the Federal Deposit Insurance Corporation or any other government agency. Shares of the Pool are distributed by **PFM Fund Distributors, Inc.**, member Financial Industry Regulatory Authority (FINRA) (www.finra.org) and Securities Investor Protection Corporation (SIPC) (www.sipc.org). PFM Fund Distributors, Inc. is a wholly owned subsidiary of PFM Asset Management LLC.